




## Engineers Rule MWER Series



### Features

- Made from fine quality steel which has been hardened and tempered to provide the ideal balance between flexibility and durability
- 'D' end with hanging hole
- Satin chrome anti-glare finish
- Permanent black high definition scale markings

#### METRIC SCALES ONLY: TWO SIDES, FOUR EDGES

Rule length	Rule width	Rule thick	Front Face Graduations	Rear Face Graduations	Code No
150mm	19.0mm	0.4mm	0.5mm, 1.0mm	0.5mm, 1.0mm	MWER306F
300mm	25.0mm	1.0mm	0.5mm, 1.0mm	0.5mm, 1.0mm	MWER312

#### METRIC / IMPERIAL SCALES: TWO SIDES, FOUR EDGES

Rule length	Rule width	Rule thick	Front Face Graduations	Rear Face Graduations	Code No
150mm	19.0mm	0.4mm	1/16th, 1/32nd, 1/64th 1/10th, 1/20th, 1/50th 1/100th of an inch	0.5mm, 1.0mm	MWER106F
/ 6"	12.5mm	0.4mm		0.5mm, 1.0mm	MWER206F
300mm	25.0mm	1.0mm		0.5mm, 1.0mm	MWER112
/ 12"	12.5mm	1.0mm		0.5mm, 1.0mm	MWER212
600mm	25.0mm	1.0mm		0.5mm, 1.0mm	MWER424
/ 24"					

For more information visit [www.moore-and-wright.com](http://www.moore-and-wright.com)

Partners in Precision